



SS10 SHOWER SEAL

**WATERBASED NANO SOLUTION.
REPEL RAINWATER FROM EXTERIOR GLASS, MASONARY WALL, GRANITE AND
MARBLE SURFACE.**

USES


- Suitable for Exterior Glass, Wall tiles, Granite, Marbles and Timber surfaces.
- Reduces water absorption by about 95%. Can use to stop leak in the toilet floor without hacking.
- Permanently bonded to substrate.
- Does not leave any oily residue on treated surface.
- Reduce or prevent algae growth.

FEATURES


- Solvent - free aqueous silicone ester emulsion.
- Reduces water absorption capacity of building materials.
- Waterproof external brick walls and exterior walls without leaving any patch.
- Can be incorporated into low slump cementitious products, such as imitation stone blocks and paving stones; to significantly permeability to water and the occurrence of unsightly finish.
- An ideal solution for leaking bathrooms and toilets. Simply spray or brush on tiles and grouts.




SURFACE TYPE: MARBLE



SURFACE TYPE: BRICK



SURFACE TYPE: CONCRETE



SURFACE TYPE: WALL TILE



SURFACE TYPE: LIME STONE



SURFACE TYPE: POTTERY CLAY

WARRIOR PTE LTD

Blk 17 Marsiling Industrial Estate Road 1 # 01-11 Singapore 739279

Tel: (65) 6364 5100

Fax: (65) 6364 0629

war99@singnet.com.sg

www.warrior.com.sg





SS10 SHOWER SEAL

**WATERBASED NANO SOLUTION.
REPEL RAINWATER FROM EXTERIOR GLASS, MASONARY WALL, GANITE AND
MARBLE SURFACE.**

APPLICATION METHODS

Leaky Toilet Floor waterproofing by flooding, effective for minor leak and seepages

1. Clean and let the toilet dry for 1 day before application.
2. Dilute **SS10 + Water = 1 + 5 or lesser**
3. Apply by brush or by spray in 2 coats wet over wet onto the wall if needed.
4. Cover the drain hole with masking tape, flood the floor with 1 mm thick of the solution for 1 hour, allow it to seep complete into the tiles floor.
5. Allow overnight curing before using the toilet.
6. Dripping water below, let it drip dry naturally in about 5 to 7 days.
7. Check for the result 7 days later. If it is still leaking, it could be due to the pipe leak.
8. Please engage the service of a waterproofing contractor.

External Wall:

Stone is sensitive, test apply on a small area, to check on the changes in shade.

Before full application.

1. Dilute **SS10 + Water = 1 + 5**
2. Apply by straight-line spray or by brush, roller or flooding.
3. Avoid coating if there is a high possibility of rain.
4. Allow 12 hours for curing.

Glass:

1. Dilute **SS10 + Water = 1 + 2**
2. Apply a coating with a roller or paint brush. let it dry on the glass for 10 minutes, before Polishing it with a tissue paper till shine.



TECHNICAL DATA

1. Physical Form: Liquid with slight alcoholic odor.
2. Specific Gravity: 0.95
3. Coverage: 30 - 40 square metre /kg depending upon the porosity of the Substrate
4. Health & Safety: Non-Hazardous, Non-Toxic and Non-Flammable

PACKING 0.5 litre-bottle, 1 litre-bottle, 5 litre-carboy, 20 litre-jerry can.

Disclaimer: The information provided in this brochure is ensured to be as accurate as possible at the time of inclusion, however there may be inadvertent and occasional errors which may have slipped from our notice. Warrior Pte Ltd does not guarantee and make no representations or warranties of any kind about the information, advice and opinions provided and reserves the right to make changes and corrections at any time, without prior notice to any parties. Warrior Pte Ltd accepts no liability for any inaccuracies or omissions in its brochure and any decisions made based on information and opinions contained in the brochure is the sole responsibility of the user.

WARRIOR PTE LTD

Blk 17 Marsiling Industrial Estate Road 1 # 01-11 Singapore 739279

Tel: (65) 6364 5100

Fax: (65) 6364 0629

war99@singnet.com.sg

www.warrior.com.sg

bizSAFE₃