

X296 MARBLE RUST REMOVER



**POWERFUL RUST REMOVAL
SAFE FOR MARBLE & STONE SURFACES**




PENETRATES DEEP
Penetrates into pores for thorough rust elimination



STRONG OXIDATION
Strong oxidation for deep rust removal



FAST-ACTING & EFFICIENT
Fast-acting and highly efficient



**WARRIOR
武士牌**

www.warrior.com.sg

TEL: 63645100

PRODUCT FEATURES

X296 MARBLE RUST REMOVER

POWERFUL FORMULA • SAFE FOR MARBLE • PROFESSIONAL RESULTS



HIGH-OXIDATION RUST REMOVAL

Strong oxidation power effectively breaks down and removes rust stains and metal oxides.



MILD ACIDIC FORMULA

Low-acid composition, safe for marble and stone surfaces. No damage to the natural texture and shine.



PENETRATES DEEP INTO PORES

Deep penetration formula reaches into tiny pores to dissolve rust and ensure thorough elimination.




FAST-ACTING & EFFICIENT

Works quickly to remove stubborn rust stains, saving time and effort with highly efficient performance.



DESIGNED FOR PROFESSIONAL USE

High cost-effectiveness and reliable results, ideal for professional stone care and maintenance.



WARRIOR
武士牌

www.warrior.com.sg

TEL: 63645100



SAFE FOR MARBLE



POWERFUL
RUST REMOVAL



FAST-ACTING
FORMULA



PROFESSIONAL
USE

SUITABLE SURFACE GUIDE

MARBLE ONLY

Specifically formulated for natural marble surfaces




SUITABLE FOR MARBLE SURFACES




CARRARA MARBLE




CALACATTA MARBLE




BLACK MARBLE



GREEN MARBLE



BROWN MARBLE



GREY MARBLE



Safe for polished, honed and sealed marble surfaces. Effectively removes rust stains without damaging the natural beauty and shine of marble.



NOT SUITABLE FOR




LIMESTONE



TRAVERTINE



NON-STONE SURFACES




WARRIOR
武士牌

www.warrior.com.sg

TEL: 63645100

Not for limestone / travertine / non-stone surfaces.



WARRIOR
武士牌

www.warrior.com.sg

TEL: 63645100



HOW TO USE X296 MARBLE RUST REMOVER

- **CLEAN THE SURFACE**

Remove dust, dirt and loose debris. Ensure the marble surface is dry.
- **APPLY THE PRODUCT**

Pour or apply the product directly onto the rust stain. Ensure complete coverage.
- **WAIT**


Allow the product to work for 5–10 minutes depending on the rust severity.
- **SCRUB GENTLY**

Use a soft brush or sponge to gently scrub the area until the rust is removed.
- **RINSE THOROUGHLY**

Rinse with plenty of clean water and wipe dry for a clean, shiny marble surface.



For best results, test on a small, inconspicuous area before full application.
Use gloves and ensure proper ventilation during use.



WARRIOR
武士牌

www.warrior.com.sg

TEL: 63645100